



Product Information

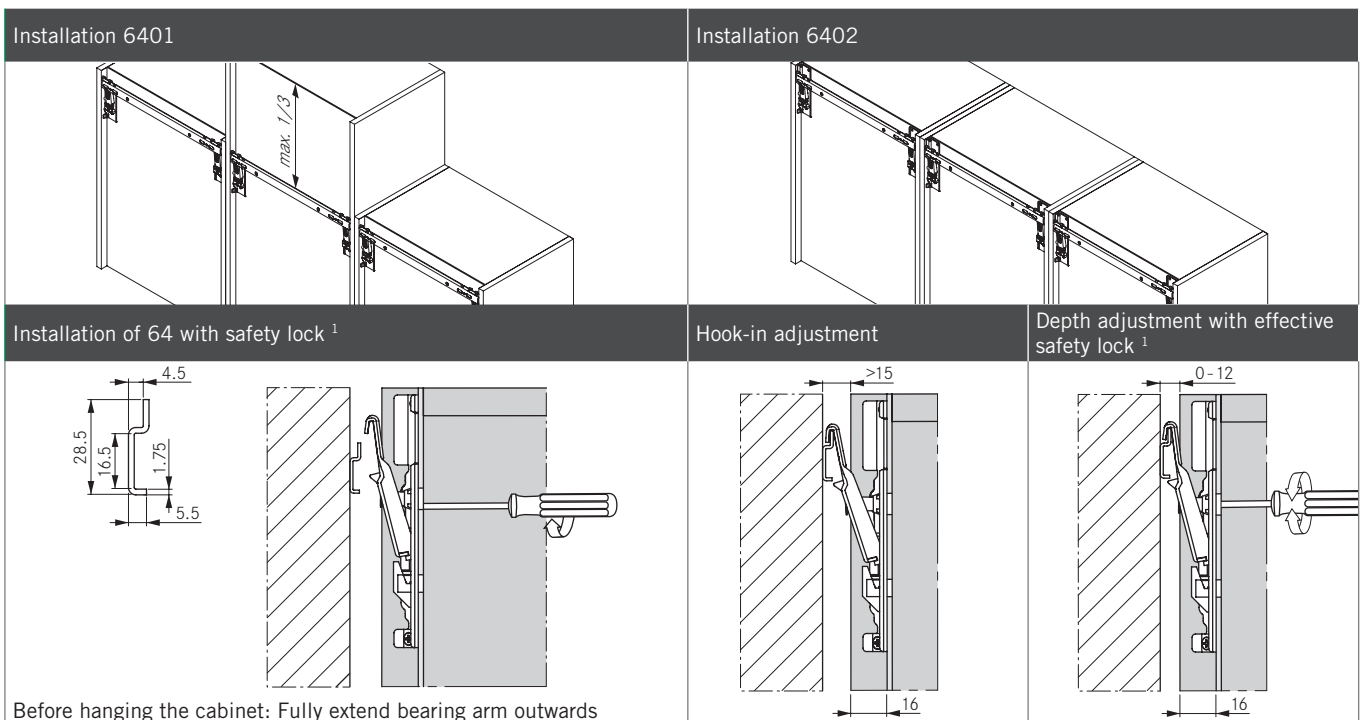
VS TOP® Hang 64

DETAILS



- 6401: Load capacity of up to 130 kg per wall cabinet as per DIN EN 15939
- 6402: Load capacity of up to 178 kg per wall cabinet as per DIN EN 15939
- Offset bearing arm
- Including tool-free safety lock
- Concealed installation independent of the top cabinet panel
- If SH-6402 is used, additional fixing on top panel possible
- Suitable for VS suspension rail and wall hook
- Load distribution on 3 mounting studs and chipboard screws
- Low space requirements of only 16 mm behind the back panel
- Automated installation possible
- With spacer for safe rail suspension
- Cover caps for back panel in two colours

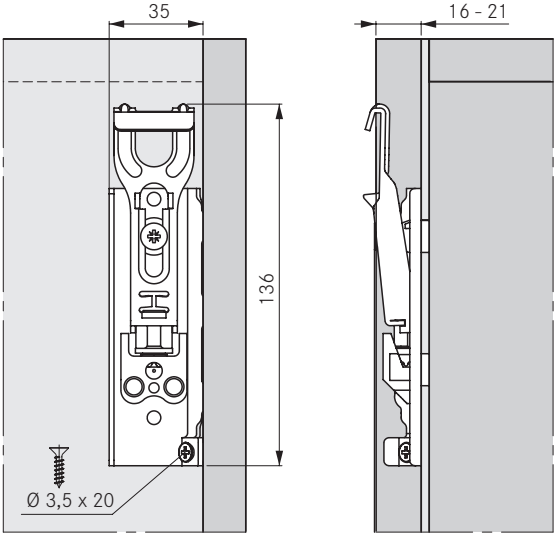
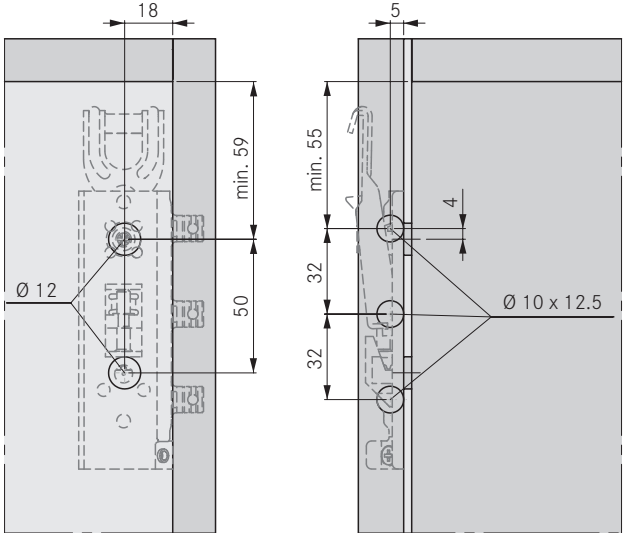
ASSEMBLY AND INSTALLATION INSTRUCTIONS

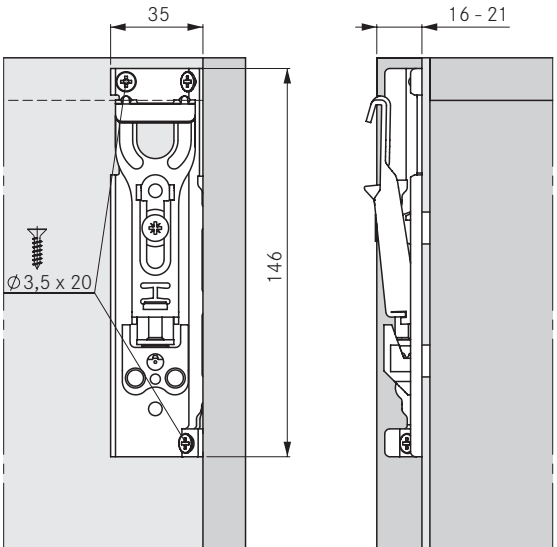
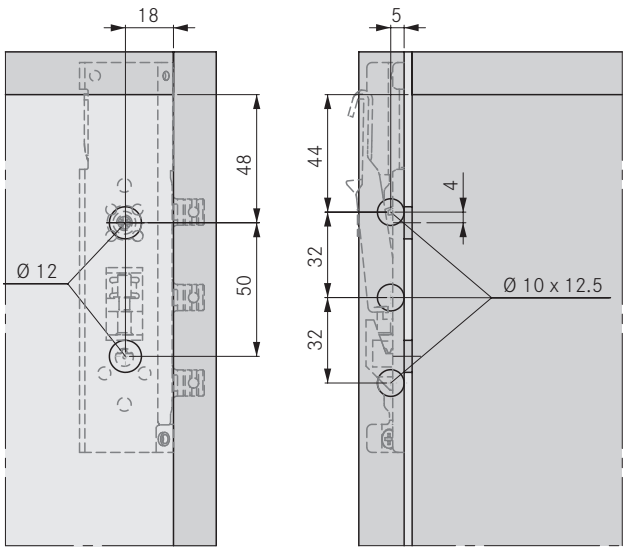


¹ When using the VS suspension rail

ASSEMBLY AND INSTALLATION INSTRUCTIONS

All dimensions in millimetres

Space requirements for 6401		Fixing with hooks or suspension rail for 6401	
			
		Hook adjustment range	Suspension rail adjustment range
Height adjustment		± 7.5 mm	± 7.5 mm
Side adjustment		± 4 mm (with 6 mm hook width)	± 8 mm
Depth adjustment (with 16 mm space)		To the rear 4 mm	To the rear 4 mm
		To the front 11 mm	To the front 11 mm

Space requirements for 6402		Fixing with hooks or suspension rail for 6402	
			
		Hook adjustment range	Suspension rail adjustment range
Height adjustment		± 7.5 mm	± 7.5 mm
Side adjustment		± 4 mm (with 6 mm hook width)	± 8 mm
Depth adjustment (with 16 mm space)		To the rear 4 mm	To the rear 4 mm
		To the front 11 mm	To the front 11 mm

NOTES

